

# Rewind with Ease

Three-electrode measurement

Two-electrode measurement (Simple Measurement)



## Dramatically faster set-up and break-down

### Prep

#### Thin for a reason

Since variations in the thickness of auxiliary grounding rods cause almost no change in their grounding resistance, the FT3151 uses thinner rods that are easier to drive into the ground.

Before



Thick rods had to be hammered into the ground and were difficult to remove.

After



The FT3151 uses hard, rust-resistant rods made of stainless steel.

### Cleanup

Tangle- and twist-free measurement cord winders



Easily rewind measurement cords, even if they're 20 m long



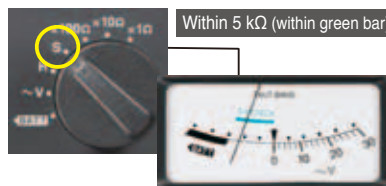
# Ensuring safe, reliable measurement

## ~V Ground potential check



Easily check for ground potential. Distorted ground potential can result in measurement errors, so it's important to eliminate any impact, for example by turning off electrical devices.

## H(C) S(P) Auxiliary grounding resistance check



When measuring an installation with low grounding resistance, inadequate measurement sensitivity can interfere with measurement. The FT3151 lets you check the auxiliary grounding electrode S (P), too.

## Measurement Turn the knob to align the ammeter with the [▼] mark.



If the ammeter's needle wavers...

## Switch measurement frequencies.



This will make the instrument less susceptible to the effects of harmonic ground potential and other conditions.

## Specifications


(Accuracy guaranteed for 1 year, Post-adjustment accuracy guaranteed for 1 year)

Measurement system	Two-electrode method/three-electrode method (switchable), AC potentiometer method		
Grounding resistance measurement (Measurement range)	Range	Display range	Nominal Deviation
	10 Ω	0 to 11.5 Ω	±0.25 Ω
	100 Ω	0 to 115 Ω	±2.5 Ω
	1000 Ω	0 to 1150 Ω	±25 Ω
Earth potential measurement	0 to 30 V, Nominal Deviation: ±3.0 % f.s.		
Operating temperature and humidity	0°C to 40°C (32°F to 104°F), 80 % rh or less (non-condensing)		
Storage temperature and humidity	-10°C to 50°C (14°F to 122°F), 80 % rh or less (non-condensing)		
Operating environment	Indoor, outdoor (excluding farmland*1) pollution degree 2, altitude up to 2000m (6,562-ft.)		
Power supply	LR6 Alkaline battery × 6		
Number of uses	Approx 1100 operations (using LR6 battery), Measurement conditions: 30 sec. measurement/30 sec. rest, 3-electrode method, 575 Hz, auxiliary grounding electrode resistance of 100 Ω, measuring 10 Ω in the instrument's ×1 Ω range		
Maximum rated voltage to earth	300 V AC (measurement category II) anticipated transient overvoltage 2500 V		
Overload protection	250 V AC, 1 minute (between E - S (P), E - H (C) terminals)		
Applicable standards	Safety (instrument/measurement circuitry): EN 61010, EMC: EN 61326, Grounding resistance meter: EN 61557		
Dimensions and mass	164 (W) × 119 (H) × 88 (D) mm (6.46" W × 4.69" H × 3.46" D)(not including protrusions), 760 g (26.8 oz.)(main unit only)		
Accessories	Auxiliary Earthing Rod L9840 (2 piece set) ×1, Measurement Cable (alligator clip, black 4 m) L9841 ×1, Measurement Cable (yellow 10 m, equipped with winder) L9842-11 ×1, Measurement Cable (red 20 m, equipped with winder) L9842-22 ×1, Carrying Case ×1, Protector ×1, LR6 Alkaline battery ×6, Instruction manual ×1		

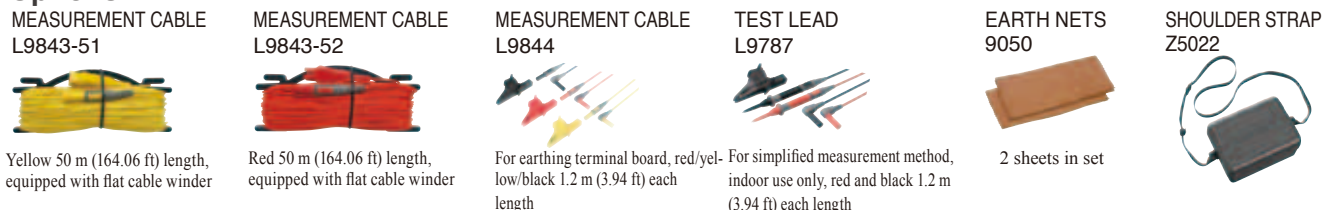
\*1 According to the requirements regarding the limits for open-circuit voltage in EN 61557-5

Model **ANALOG EARTH TESTER** Order Code: **FT3151**

## Accessories



## Options



Note: Company names and Product names appearing in this catalog are trademarks or registered trademarks of various companies.

**HIOKI**  
HIOKI E. E. CORPORATION

HEADQUARTERS  
81 Koizumi, Ueda, Nagano, 386-1192, Japan  
TEL +81-268-28-0562 FAX +81-268-28-0568  
http://www.hioki.com / E-mail: os-com@hioki.co.jp

DISTRIBUTED BY

**TAISHIN** HIOKI FMI 총판  
TAISHIN CORPORATION 태신상사(주)

서초 본사 | 02-3474-0070    종로 영업소 | 02-3474-0070  
구로 영업소 | 02-2689-4343    성남 영업소 | 031-733-1090  
부산 영업소 | 051-806-9591    광주 영업소 | 062-955-0057  
대구 영업소 | 053-604-3447    여수 영업소 | 061-692-3280